

TECHFRAME SUPPORT SYSTEM

TechFrame is a floor-supported infrastructure support system. It's an all-in-one solution for conveyance, containment, and cabinet docking. TechFrame utilizes pre-engineered connections and methods that allow for quick-turn design and deployment. Layout, support tiers, and finish are configured per order. TechFrame's modular approach to design bolts together quickly, and ships in easy-to-manage assemblies. Containment doors, panels, and seals integrate seamlessly to create a sleek finished product.

STANDARD FEATURES

- › Fastest Lead Times in the Industry
- › Highly Configurable
- › Quick-Turn Design & Quoting
- › Structurally Engineered for Performance
- › Modular
- › Bolt-Together Installation (No Welding)
- › Powder-Coated Finish
- › Adaptable to High-Seismic Areas



Customizable

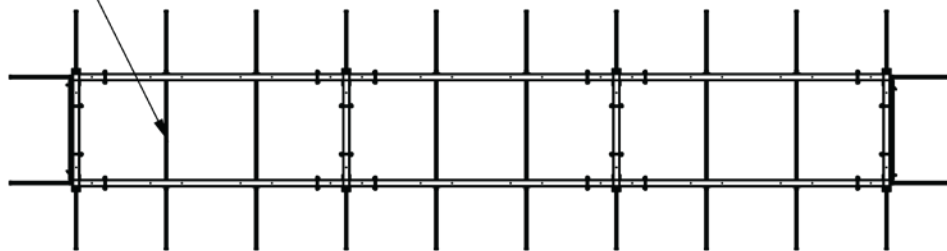


Bolt-Together



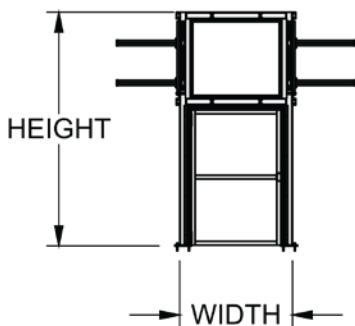
Modular

INTERNAL SUPPORT BAR

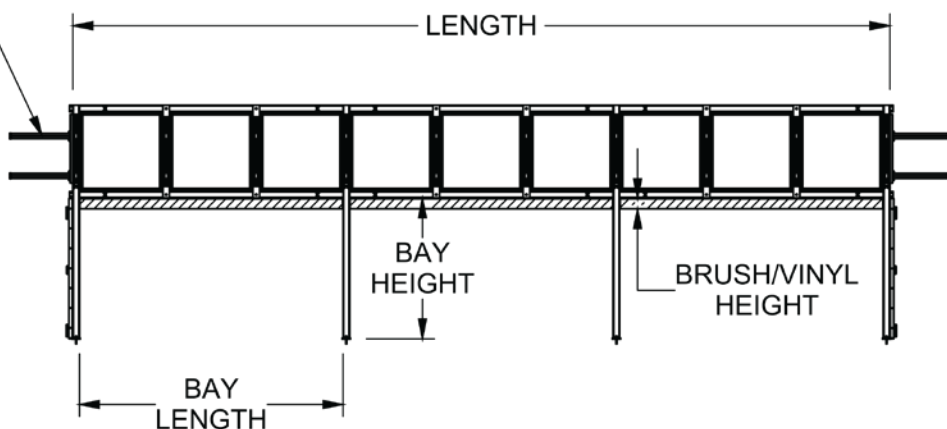


PLAN VIEW

SUPPORT ARMS
(ADJUSTABLE
HEIGHT)



FRONT ELEVATION



SIDE ELEVATION

TECHFRAME PRODUCT SPECIFICATIONS

FRAME

Steel Tube, HSS4X4X1/4 (typ)

STRUCTURAL HARDWARE

A-325 Structural Bolts, Nuts, and Washer, Hot-Dipped Galv.

FINISHES

Frame: Powder-Coat, RAL 9005 Black or RAL 9010 White

Strut: Pre-Galvanized Zinc or Electro-Plated Zinc

Containment: Clear or Black Anodized Aluminum

CONTAINMENT OPTIONS

Sliding or Hinged Containment Doors

Standard or Sliding Containment Panels

3mm Acrylic or 8mm Twin Polycarbonate Inserts

Blanking Panels

Nylon Brush or Vinyl for Cabinet Seal